



**CITY COUNCIL EXECUTIVE COMMITTEE MEETING  
CITY COUNCIL CHAMBERS, THIRD FLOOR, CITY HALL,  
#1 CITY HALL PLACE, PUEBLO, COLORADO 81003.**

**MONDAY, APRIL 21, 2025  
5:30 PM**

***Individuals Requiring Special Accommodations Should Notify the City's ADA Coordinator at (719) 553-2295 by Noon on the Friday Preceding the Meeting.***

***Executive Committee meetings are special meetings of the City Council and are informal Council meetings for the purpose of receiving information and discussion among Council Members; no official action is taken at such meetings. The public is invited to attend, but public comment is generally not received unless otherwise noted.***

## **Agenda**

### **CALL TO ORDER**

### **PRESENTATIONS**

- |  |                |
|--|----------------|
| <b>A. CITY UPDATE &amp; LOBBYIST UPDATE</b>  | <b>5:30 PM</b> |
| Brian McCain, Chief of Staff<br>Gil Romero - Capitol Success Group<br>15 minute presentation   |                |
| <b>B. AMR SAFETYJAM</b>  | <b>5:45 PM</b> |
| Chris McMahan<br>15 minute presentation  |                |
| <b>C. CHANGES IN PUBLIC HEALTH AND SAFETY OUTCOMES AFTER PUEBLO'S SYRINGE DISTRIBUTION BAN</b> | <b>6:10 PM</b> |
| Dr. Katherine Lemasters<br>Mr. Pranav Padmanabhan<br>15 minute presentation                    |                |
| <b>D. CITY COUNCIL BUDGET GOALS</b>  | <b>6:35 PM</b> |
| Mark Aliff, President<br>15 minute presentation  |                |

### **ADJOURNMENT**

# Changes in Public Health and Safety Outcomes After Pueblo's Syringe Distribution Ban

## **Presenters:**

Pranav Padmanabhan, BS

Kate LeMasters, PhD

## **Additional authors:**

Paul Christine, MD, PhD

Jarratt Pytell, MD

University of Colorado School of Medicine

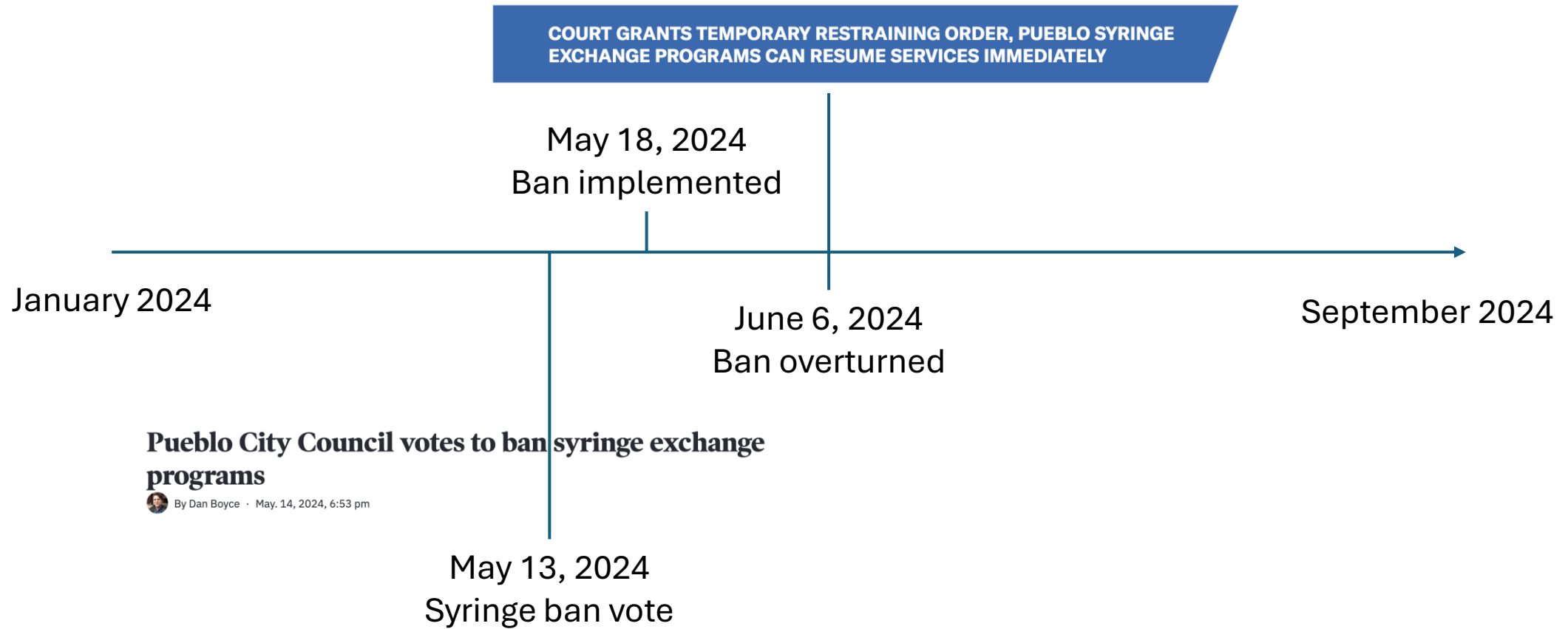
# Agenda

- Background
- Research study overview
- Findings
- Conclusions
- Q&A

# Background

- Syringe service programs (SSPs)
  - Provide and collect syringes & participate in community clean-ups
  - Provide naloxone
  - Connections to substance use disorder treatment, housing, & other social services
  - Reduced morbidity and mortality

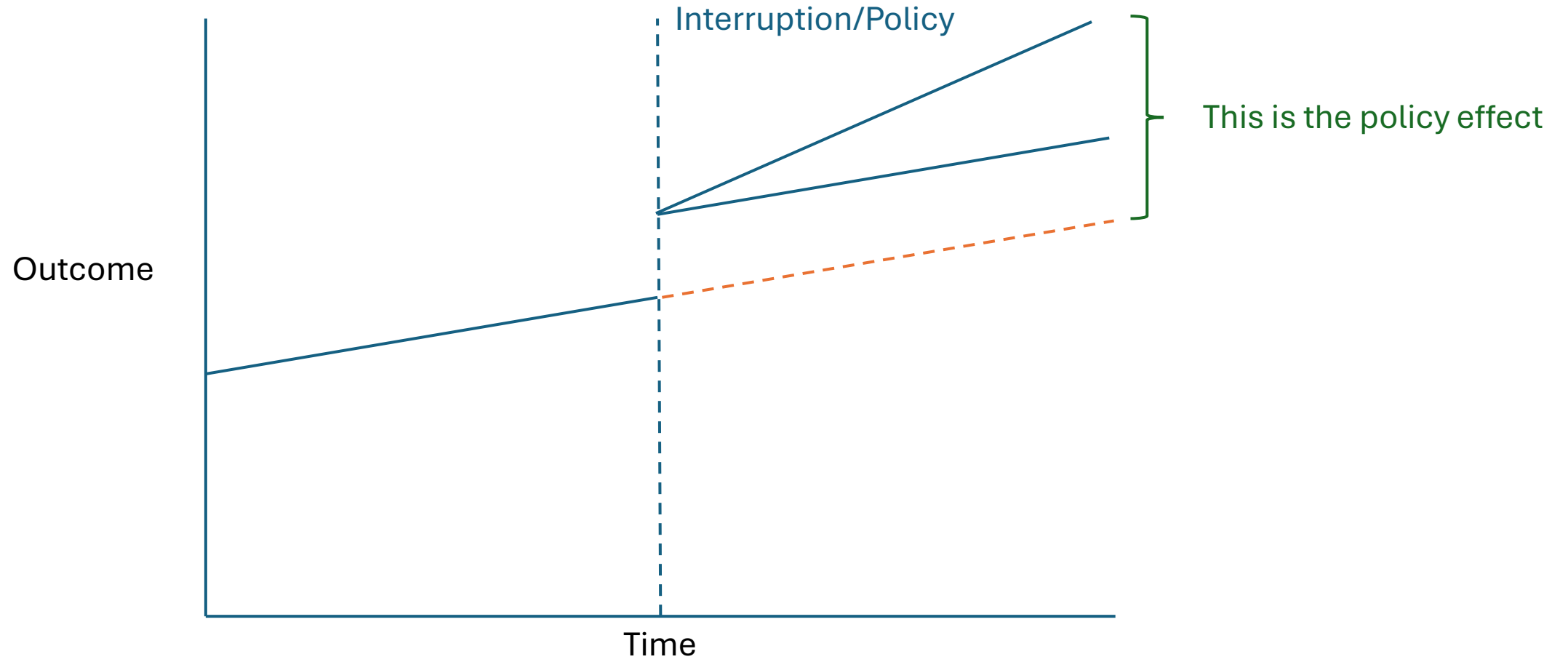
# Timeline



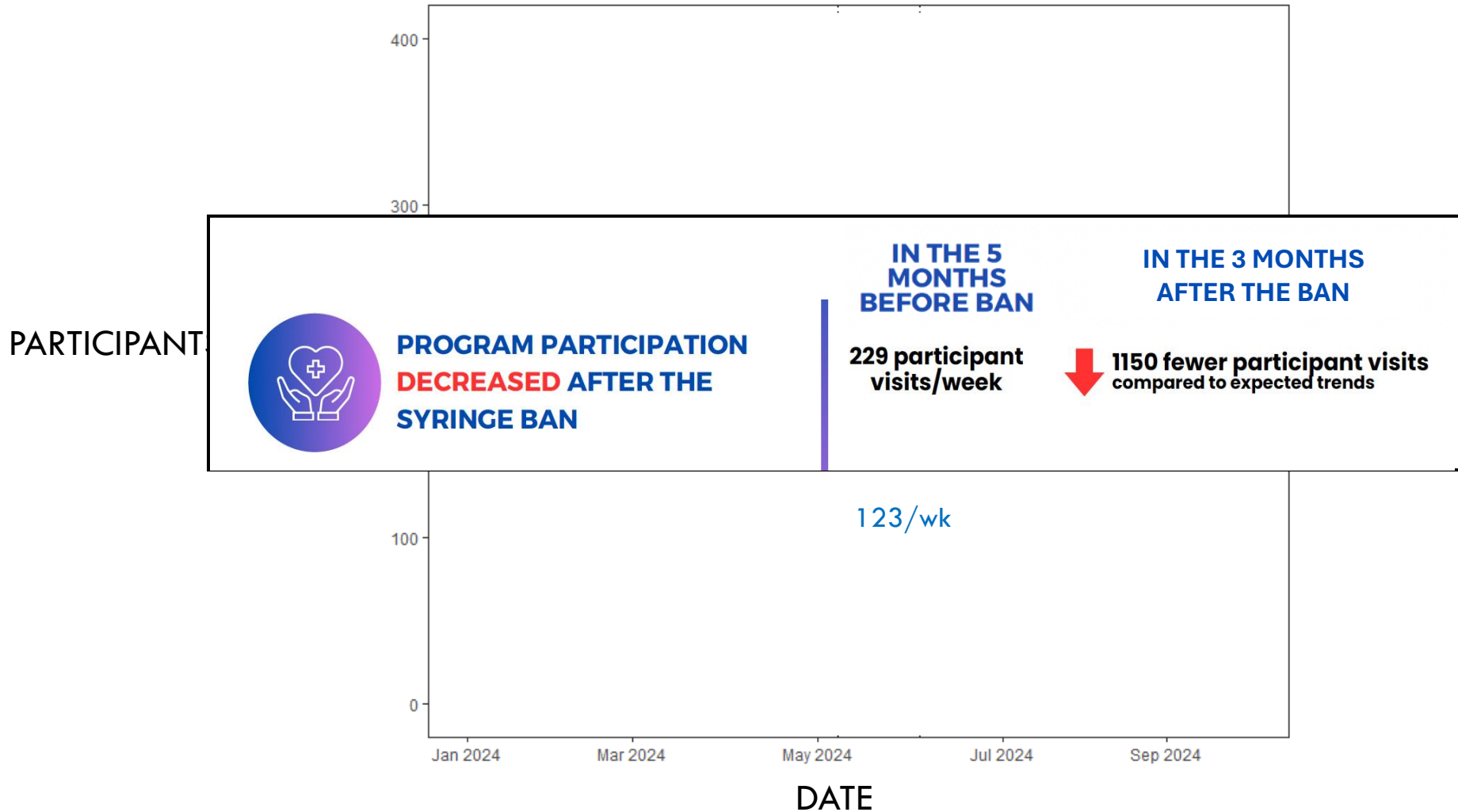
# Research study overview

- Data
  - Syringe service program
    - Participants IDs, demographics, and services received from January-September 2024
  - Department of Parks and Recreation
    - Discarded syringe pickups from January-September 2024
- Outcomes
  1. SSP participation
  2. Naloxone kits distributed
  3. Syringes distributed
  4. Public syringe litter collected
- “Interrupted Time Series” analysis
  - Comparing trends before and after the vote and the ban overturn

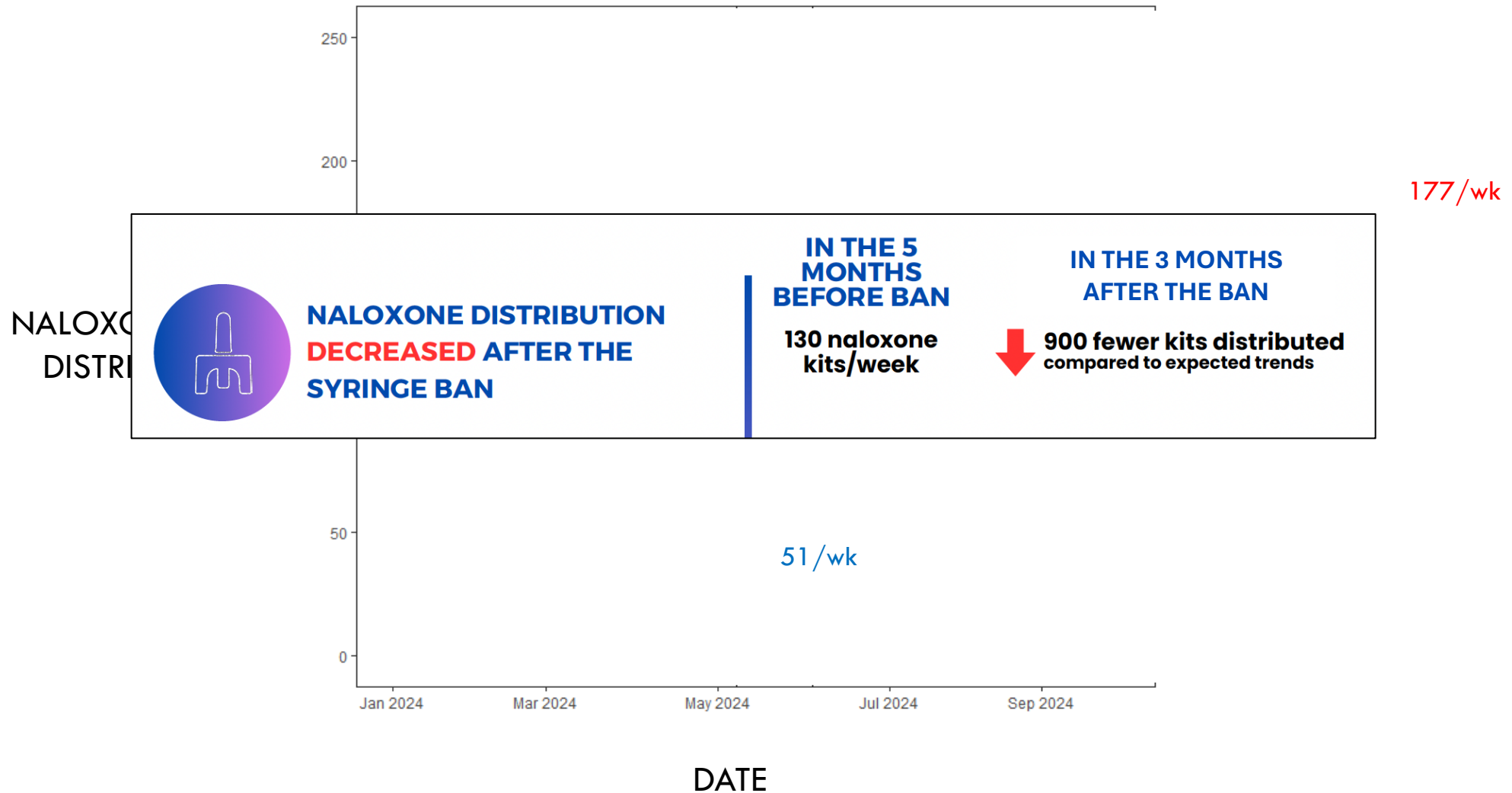
# Research study overview



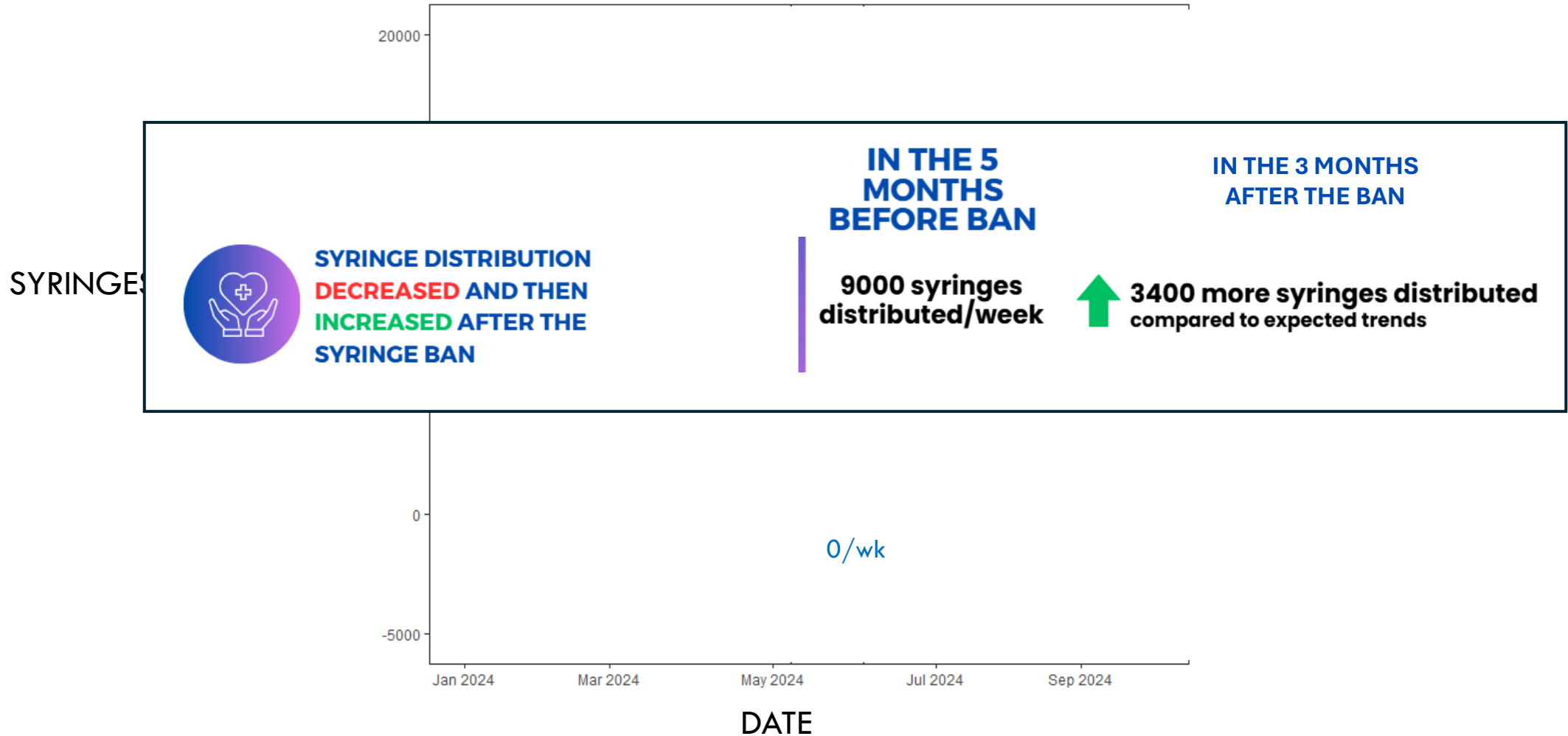
# 1. SSP participation



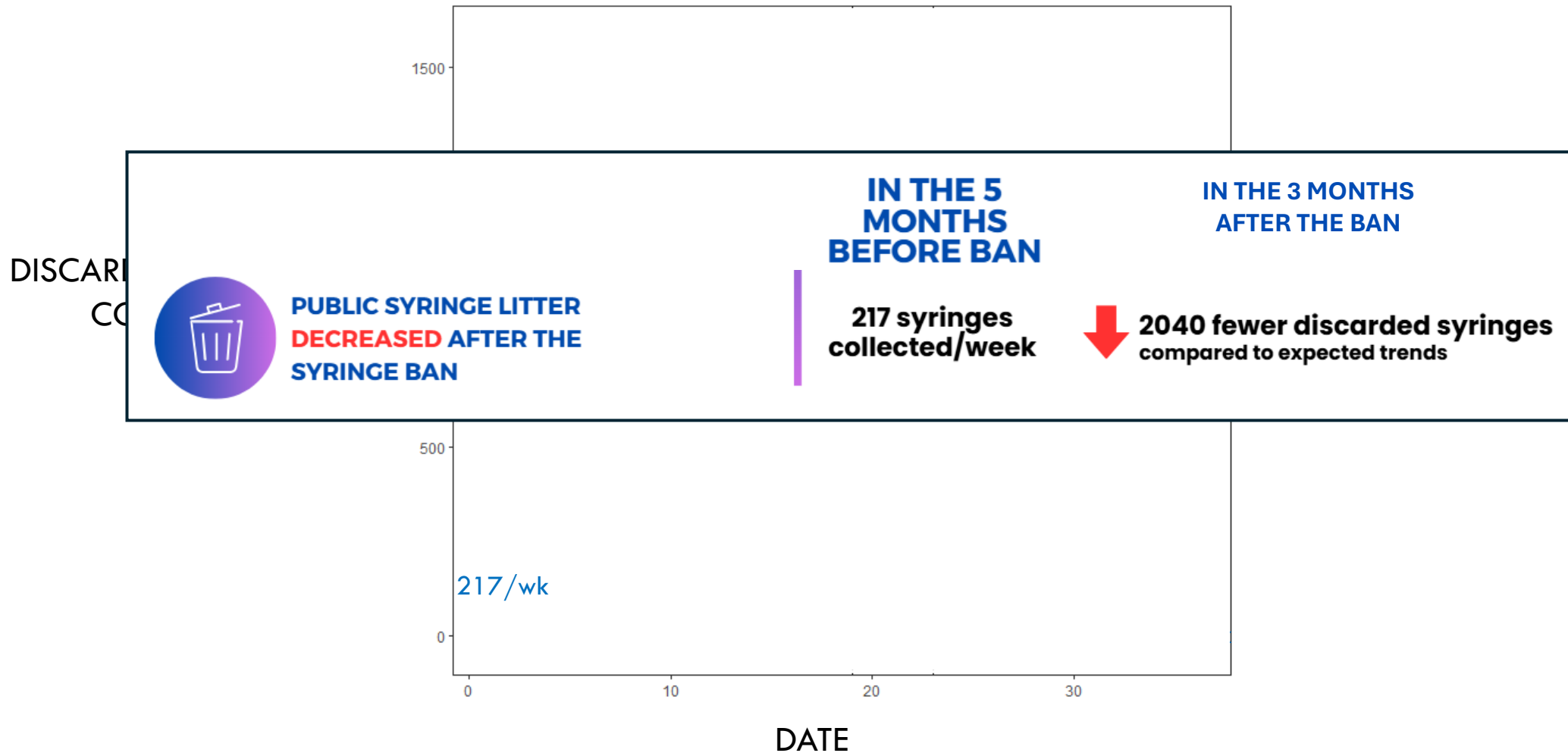
# 2. Naloxone distribution



# 3. Syringe distribution



# 4. Public syringe litter



# Conclusions

- **Naloxone distribution and SSP participation decreased** after the ban
  - Did not return to expected levels in 3 months after the ban was reversed
- Syringe litter may have decreased after the ban
  - SSP community clean ups continued
  - Although **syringe distribution went up** after the ban was overturned, **litter did not increase**
    - Prior to the ban: **2.4** discarded syringes per 100 syringes distributed
    - Between the vote and the overturn: **2.7** discarded syringes per 100 syringes distributed
    - After the ban was overturned: **1.1** discarded syringes per 100 syringes distributed

# Conclusions

## **TAKEAWAY:**

Syringe service programs are essential healthcare services, and narrow bans on syringe distribution can have unintended spillover effects that harm life-saving public health efforts.



# Contact

- Pranav Padmanabhan: [pranav.padmanabhan@cuanschutz.edu](mailto:pranav.padmanabhan@cuanschutz.edu)
- Kate LeMasters: [katherine.lemasters@cuanschutz.edu](mailto:katherine.lemasters@cuanschutz.edu)

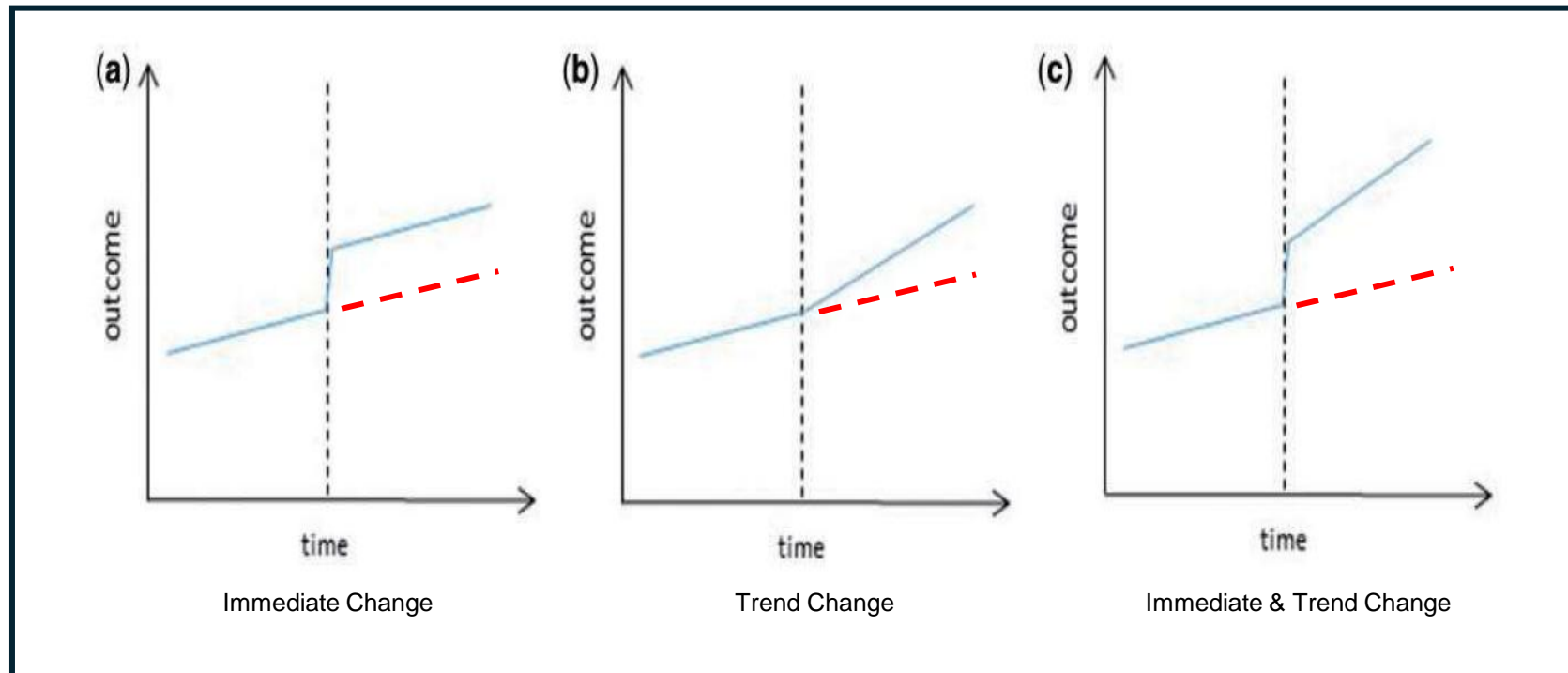
**Questions?**

Table S1. Demographics of Access Point Pueblo participants between January 1, 2024 and September 26, 2024 (n=2283)

\*Counts of 5 or fewer were omitted

Variable	Category	n/mean	%/SD
Number of total visits		8676	
Unique participants		2283	
Visits per participant		3.8	6.6
Gender	Man	168	7.4%
	Woman	122	5.3%
	Transgender	*	*
	Declined to answer	*	*
	Missing	1992	87.3%
Age		38.0	11.0
Ethnicity	Hispanic	152	6.7%
	Not Hispanic	128	5.6%
	Declined to answer	*	*
	Missing	1998	87.5%
Race	American Indian/AK Native	15	0.7%
	Asian	*	*
	Black or African American	*	*
	Hispanic or Latinx	115	5.0%
	Native Hawaiian/Pacific Islander	*	*
	White	124	5.4%
	Don't know/Declined to answer	*	*
	Other	11	0.5%
	Missing	2010	88.0%
	Housing status	Own or rent	90
Temporary with friend/family		69	3.0%
Street/Outdoors/Car		120	5.3%
Transitional housing		8	0.4%
Shelter		*	*
Don't know/declined to answer		*	*
Missing		1990	87.2%
Insurance	Medicaid	223	9.8%
	Medicare	9	0.4%
	Private insurance	*	*
	Uninsured	24	1.1%
	Other	*	*
	Don't know/declined to answer	9	0.4%
Missing	2010	88.0%	

# Research study overview



# Public syringe litter – outlier removed

